



TIBSHELF COMMUNITY SCHOOL

Y10 Work experience – FAQ for students

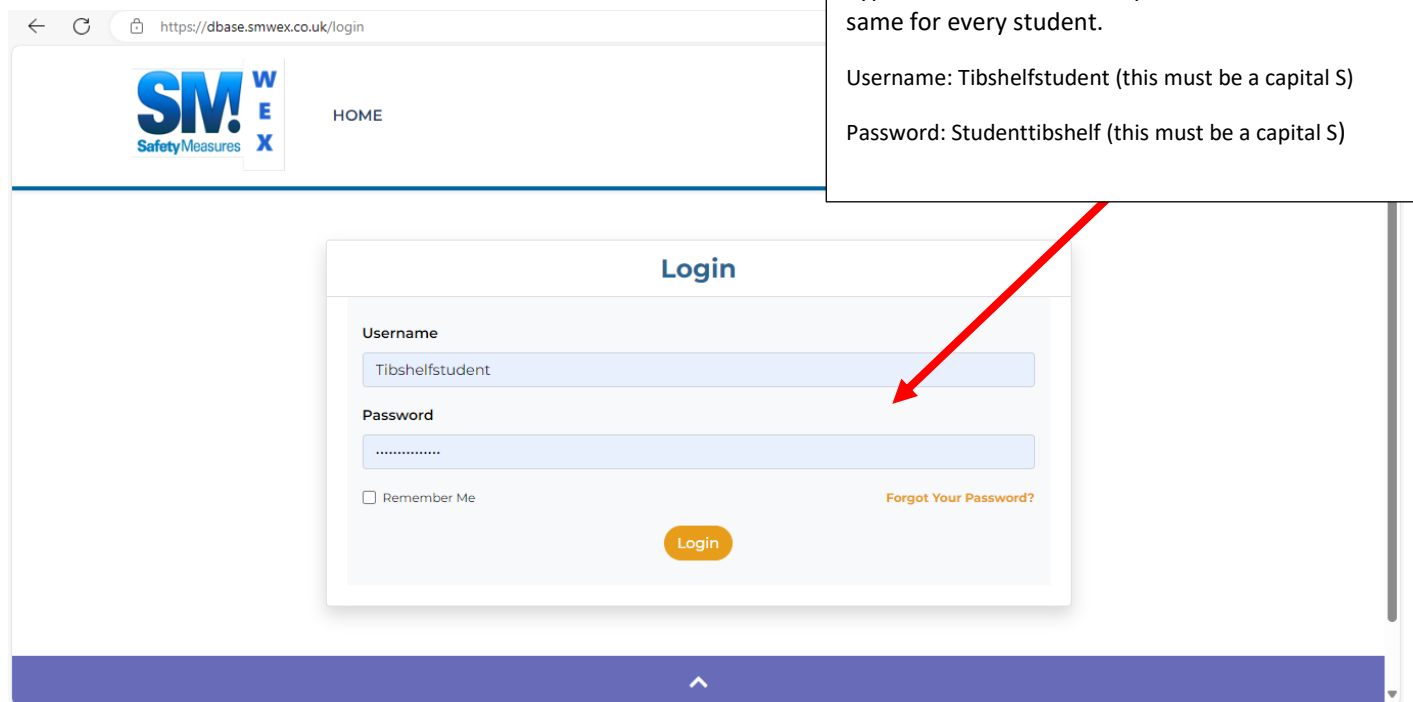
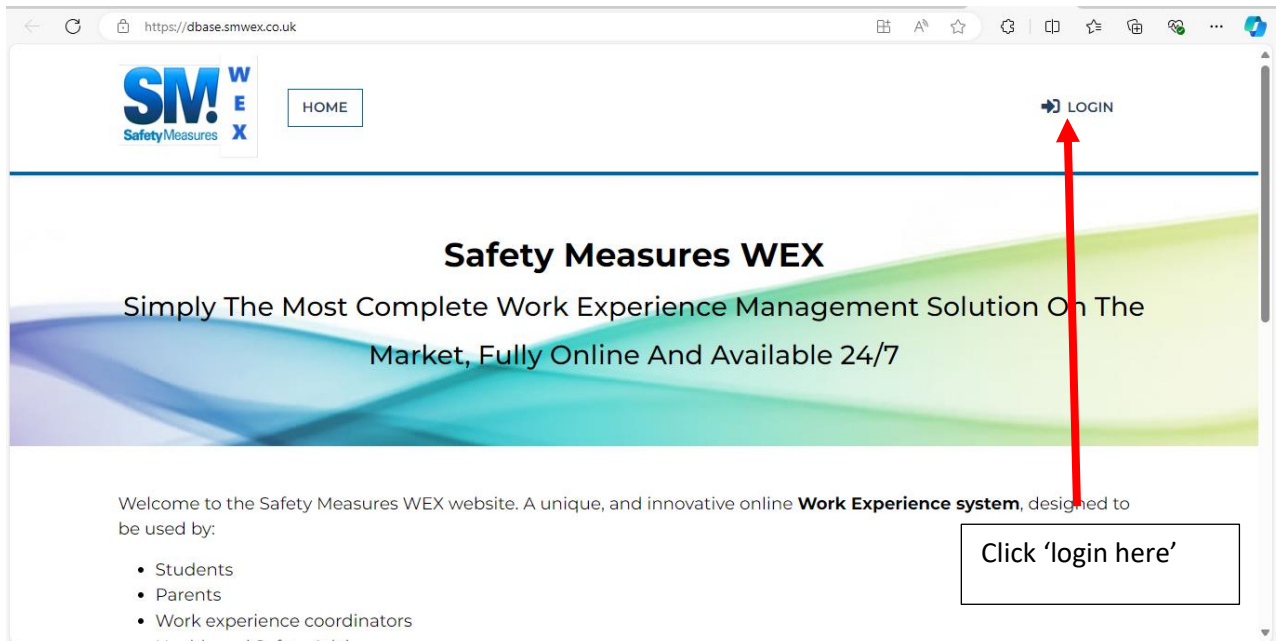




Work Experience Database

Please use the Safety Measures website:

<https://dbase.smwex.co.uk>





https://dbase.smwex.co.uk/home

SMWEX
SafetyMeasures

DASHBOARD HELP TUTORIALS YOUR WEB APP LOGOUT

Tibshelf Community School
Student Login

Work Experience
Use the buttons below to manage your work experience journey.

Search Companies

Feedback

Click search for placements.

https://dbase.smwex.co.uk/student/companies

Search Companies

Search Filters

Save Search On

Refine Search Options

Industry <input type="text" value="Please select an indust"/>	Job Type <input type="text" value="Please select a job type"/>	Postcode Radius Search <input type="text" value="Please Enter Postcode"/>	Radius <input type="text" value="10"/> <input type="text" value="Units (mi)"/>
------------------------------------------------------------------	-------------------------------------------------------------------	------------------------------------------------------------------------------	-----------------------------------------------------------------------------------

Feedback

On the page below you can search for employers by entering either a job title, employer name, category (use the drop down box to see available categories), address, postcode and distance from postcode and by the type of tasks that may be involved in. Click search when complete.



It will then show you all the results on the database which match your search.

Search Results

0 record(s) selected. (Select all records)

1 - 25 of 206 records

Page Items: 25

R. Gillon Electrician

Industry: Construction & Built Environment

Location:

[See on map](#)

Find Out More

R. Gillon Electrician - NG6 ORF

Industry: Construction & Built Environment

Location: Nottingham

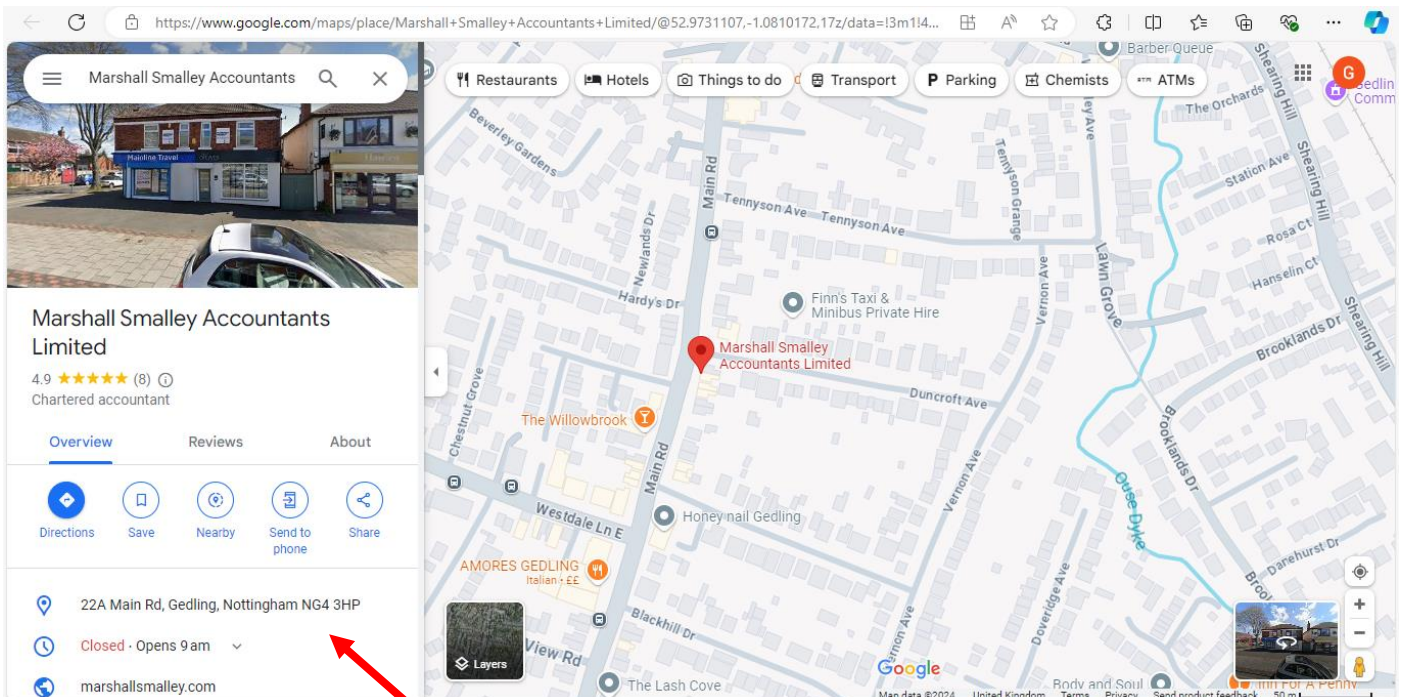
[See on map](#)

Find Out More

Switch Electrical

Feedback

Click on the 'job title' for further details of the job or 'see on map' to see the exact location of the employer on Google maps.



On google maps it will automatically input the placement address, you need to press directions, put in your starting location and press search.



Remember:

If you would like to secure this placement you would need to contact the employer and discuss the possibility of this and follow the procedure that has been explained to you.

Students need to fill out the online intention form, once this is completed an alert will be sent to Tibshelf school's admin team to process the request. Once the placement has been agreed, the health and safety has been checked and the insurance has been confirmed you will then be sent the work experience agreement form via email. The work experience agreement form needs to be signed by the student, parent and the employer. Once all three parties have signed this form it needs to be handed into Tibshelf school reception so it can be processed. Without this paperwork the placement **cannot** be approved.

Contact us

Email – workexperience@tibshelf.derbyshire.sch.uk

Phone – 01773 872391